



KING EDWARD VI BALAAM WOOD ACADEMY

Educational excellence for our City

Transition Year 6-7

Learning pack

2024

Our Values: Be Bold, Be Ambitious,
Be Collaborative, Be Kind

In this booklet you'll receive a warm welcome from Mrs Crawford (Head of Year 7) and our faculty areas, who will provide useful tips to know before September. You will also find a range of work sheets to keep your mind active and let us learn something about you before you start. We will share this with your Form Tutor. You will also complete a series of activities to build on your learning from Primary School. You will be expected to bring your completed booklet with you on your first day at King Edward VI Balaam Wood Academy.

On our Academy Website there is a video which will give you a tour of the school, you will meet some key staff and we will answer some of the most frequently asked questions.

Letter

Dear Year, 6 families,

I hope you are all well and are looking forward to joining us at King Edward VI Balaam Wood Academy in September. I am Mrs Crawford, and I am the Head of Year 7 here at Balaam Wood Academy, one of my roles is to support the academic provision for new Year 7 pupils.

To help support the move from primary to secondary school, we have produced an academic transition booklet. The booklet has been produced by our amazing teachers from each of the Faculty areas in school. Each section includes some information to allow you to gain an insight into some subject specific tasks to give you an idea of the style of work you may be doing in Year 7.

The work chosen will develop your learning and enrich your understanding. At Balaam Wood Academy we believe reading is fundamental in supporting student learning in all areas of the curriculum. As you can see there is a range of activities you can complete, I hope you will enjoy getting involved and completing the booklet.

There is no expectation to complete the booklet in full and work completed will not be used to determine setting. However, if you can have a go at some of the activities, that would be brilliant, but we fully understand that everyone is in a different situation. If you would like to share the work you have completed, either bring it back to your Year 7 Form Tutor in September or email a copy of selected work to admissions2024@bwa.kevibham.org. You can also use that email address if you have any concerns or questions too.

I will look forward to starting you on your secondary education journey, helping you to ensure you realise your full potential and support you in your next stage of life.

Mrs S Crawford

Head of Year 7



Be Bold, Be Ambitious, Be Collaborative, Be Kind

About Me

Name:

My Primary School:

My Family:

My Greatest Achievement:

What I want my future to look like:

The best place I've ever visited:

If I could have a super power it would be:

My favourite book is:

If I could travel back in time I would go to:

One day I want to travel to:



Transitioning from Year 6 to Year 7.

What does the word 'transition' mean to you?

What other words come to mind when you think about transitioning to Secondary School?

Make an acrostic poem below:

T - _____

R - _____

A - _____

N - _____

S - _____

I - _____

T - _____

I - _____

O - _____

N - _____

Getting Organised

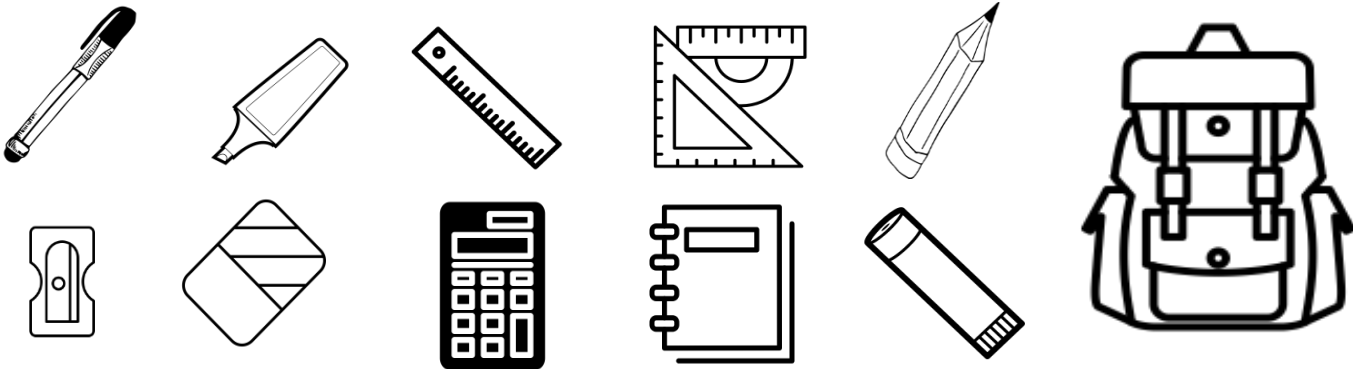
Work backwards to plan your morning routine to make sure you get to school on time. What time will you do each of the morning tasks?

Time	Task
08:40	Registration Starts
	Arrive at School
	Leave the House
	Check School Bag
	Brush Teeth
	Eat Breakfast
	Get Dressed
	Have a Wash
	Wake Up

Shade in the different questions that you need to know the answers to about your journey to school. You will need to know the answers before September:

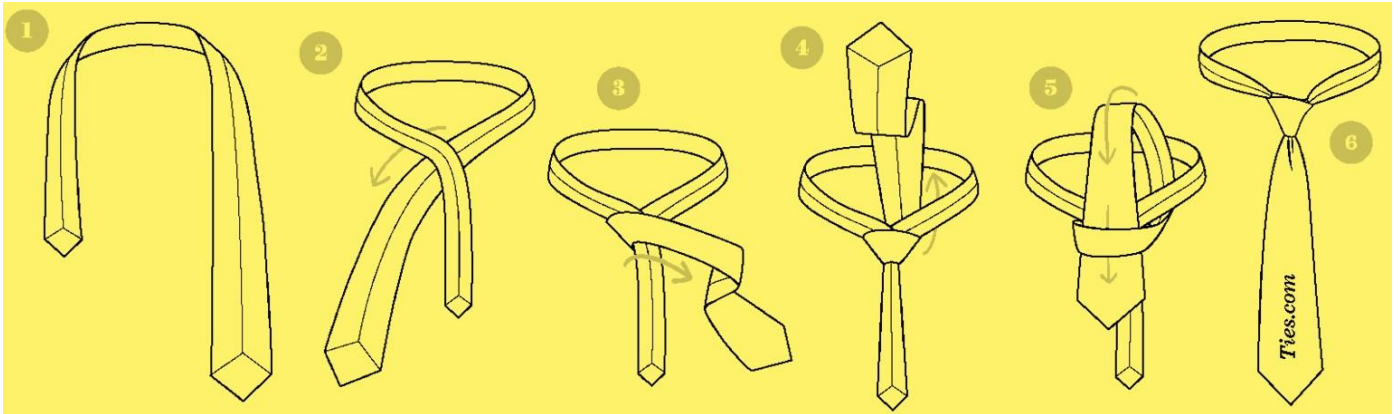


Equipment checklist:



Looking Forward

You will have a new school uniform when you join us, and for some of you this will be the first time wearing a school tie. You will be given a school tie when you join us, but why don't you try with a tie you have in the house.



Getting to us safely is just as important as being here. Use the box below to draw a map and show your route to school, whether that is walking, cycling or taking the bus. Identify any spots that could be hazardous. How long do you estimate it will take you to get to us each morning?

A large empty rectangular box with a blue border, intended for drawing a map and showing a route to school.

It is never too early to think about your career, your best qualities and new things you would like to learn. At KEVI Balaam Wood Academy, we like to focus on careers throughout all of your time with us. Over the summer we would like to you make a start by completing two tasks:



Task 1: Complete the 'what are my qualities' table. Each box states a quality. Tick the box if you think you have this quality, and then explain using an example, how you have demonstrated this quality. This is important as it can help you to identify your strengths and qualities you need to develop going into year 7.

What Are My Qualities?

1. Complete the table, highlighting your qualities.

	Quality	Do I have this quality?	How do I show this quality in everyday life?
1	Cheerful		
2	Helpful		
3	Conscientious		
4	Determined		
5	Adaptable		
6	Honest		
7	Punctual		
8	Resilient		
9	Generous		
10	Kind		
11			
12			
13			
14			
15			

Extension: Add five more of your qualities to the list.

Which qualities would you like to develop, and how might you do this?

Task 2: Now that you have an understanding of your best qualities, your task is to now choose a business or job you think you would be best suited to. Once you choose a job or business you are best suited to explain why you have chosen that role in the space below.

The job/career I think I am well suited to is _____. I think I would suit this role because

Now that you have chosen a career you think you are well suited to, you need to think about a career action plan. Answer the following questions to help you think about what steps you need to take in year 7 and beyond:

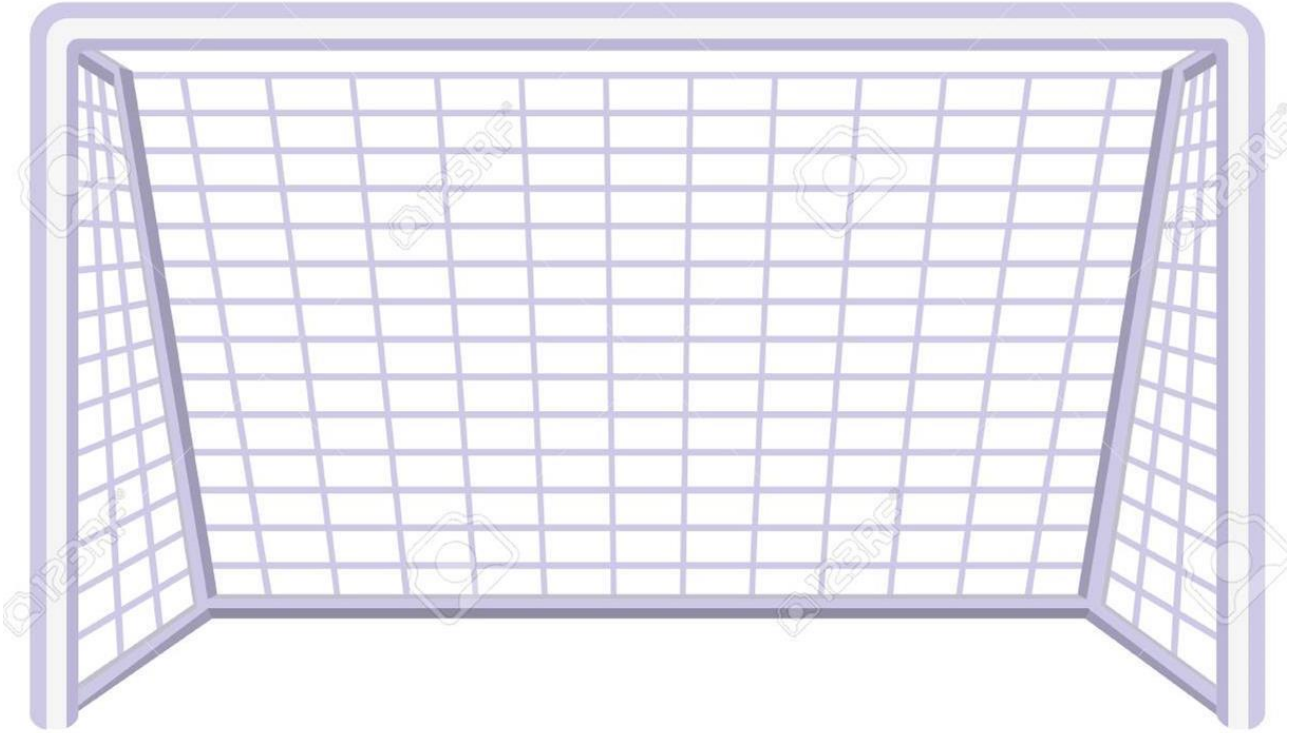
What subjects do you need to study for need for your career?

What activities can you do outside of school that will help you to achieve this career (sports captain, cadets, scouts etc)?

Can you research any famous or well-known people who have achieved well in your chosen career? State three things they did that helped them.

What qualities will you need to show to overcome and difficulties or challenges you may encounter?

Setting Goals



Secondary School is a great time to think about what you have achieved so far but also where you want to get to. Fill the net with your goals. We've listed some here.

Be in a school play or production	Speak another language	Represent your school in a local or national competition
Learn to play a musical instrument	Volunteer in the local community	Make really good friends
Play for a school team	Learn how to survive in the wild	Take part in a fancy dress day
Learn how to manage money	Taste food from another country	Become Head Boy or Girl
Cook a new meal from scratch	Read new books	Improve your singing
Create a piece of art	Raise money for charity	Try camping
Learn how to read a map	Join an after school club	Work as part of a team
Use computers to create your own website	Make new friends from other schools	Take part in inter-house competition

Feelings

When moving to Secondary School it is completely normal to be feeling a mixture of emotions. We've added some of the feelings you may be feeling below. Give each of the feelings a different colour.

Excited	Happy	Worried
Nervous	Other	Sad

Now that you've selected your colours, colour in each of the boxes below to show how you are feeling about that element of moving to Secondary School. Have a conversation with an adult at home or a friend about how you are feeling about each of these things.

Making new friends	Learning my timetable	Finding my way around
Learning new subjects	Meeting new teachers	Getting to school
Being on time	Homework	Exams
Break and Lunch times.	Being the youngest year group again	School work
PE	Remembering my equipment	New uniform
Expectations	My future	Social media

Welcome to KEVI Balaam Wood English and Reading Faculty

What will you study?

In Year 7 you will study the following topics:

- Viewpoints and Perspectives on Youth
- Animal Farm
- Transactional Writing: Theme Parks
- Short Stories
- Shakespeare's Worlds
- Playscript 'War Horse'

The following tasks are examples of activities you may be asked to complete in English.

Read the extract 'Treasure Island' by Robert Louis Stevenson (1883) Chapter 8 'Long John Silver'

When I had done breakfasting the *squire gave me a note addressed to John Silver, at the sign of the Spy-Glass, and told me I should easily find the place by following the line of the docks and keeping a bright lookout for a little *tavern with a large brass telescope for sign. I set off, overjoyed at this opportunity to see some more of the ships and seamen, and picked my way among a great crowd of people and carts and bales, for the dock was now at its busiest, until I found the tavern in question.

It was a bright enough little place of entertainment. The sign was newly painted; the windows had neat red curtains; the floor was cleanly sanded. There was a street on each side and an open door on both, which made the large, low room pretty clear to see in, in spite of clouds of tobacco smoke.

The customers were mostly *seafaring men, and they talked so loudly that I hung at the door, almost afraid to enter.

As I was waiting, a man came out of a side room, and at a glance I was sure he must be Long John. His left leg was cut off close by the hip, and under the left shoulder he carried a crutch, which he managed with wonderful *dexterity, hopping about upon it like a bird. He was very tall and strong, with a face as big as a ham — plain and pale, but intelligent and smiling. Indeed, he seemed in the most cheerful spirits, whistling as he moved about among the tables, with a merry word or a slap on the shoulder for the more favoured of his guests.

Now, to tell you the truth, from the very first mention of Long John in Squire Trelawney's letter I had taken a fear in my mind that he might prove to be the very one-legged sailor whom I had watched for so long at the old Benbow. But one look at the man before me was enough. I had seen the captain, and Black Dog, and the blind man, Pew, and I thought I knew what a *buccaneer was like — a very different creature, according to me, from this clean and pleasant-tempered landlord.

I plucked up courage at once, crossed the threshold, and walked right up to the man where he stood, propped on his crutch, talking to a customer. "Mr. Silver, sir?" I asked, holding out the note. "Yes, my lad," said he; "such is my name, to be sure. And who may you be?" And then as he saw the squire's letter, he seemed to me to give something almost like a start. "Oh!" said he, quite loud, and offering his hand. "I see. You are our new cabin-boy; pleased I am to see you."

Glossary: *squire — a man of high social standing who owns a lot of land

*tavern — pub *seafaring men — sailors

*dexterity — skilled in performing a task, agile, nimble

What do you know?	What would you like to know?
E.g. Long John Silver is the 'landlord' of the 'Spy Glass tavern'.	E.g. Why he named it the 'Spy Glass'.

[illegible]

Welcome to Reading at KEVI Balaam Wood Academy

At Balaam Wood Academy we pride ourselves in being active readers. In order to actively read we must always be asking ourselves questions:

'What does the writer mean here?'

'Where is this character?'

'Will this character survive?'

'What will happen next?'



Task: Read this extract from Roald Dahl's 'The BFG' and answer the 'active reader' questions.

It was a brain-boggling sight. The giants were all naked except for a sort of short skirt around their waists, and their skins were burnt brown by the sun. But it was the sheer size of each one of them that boggled Sophie's brain most of all. They were simply colossal, far taller and wider than the Big Friendly Giant upon whose hand she was now sitting. And oh how ugly they were! Many of them had large bellies. All of them had long arms and big feet. They were too far away for their faces to be seen clearly, and perhaps that was a good thing.

To actively read, we use three different techniques..

Predict

Guess something which will come up in the future of the text.

In other words...

Put the writer's words more simply – what do they mean?

Question to author

If the writer was in the room, what would we ask them?

Answer the following questions

Predict. Where do the giants spend most of their time?

Predict. Do you believe the giants will be kind? Why do you think this?

In other words... ‘brain-boggling’

In other words... ‘Colossal’

Question to author. What do you want to know about Sophie and the ‘Big Friendly Giant’?

Welcome to KEVI Balaam Wood Mathematics Faculty

When you start year 7 there will be a change to how your day works, at secondary school you will have lots of different lessons in a day and will have to move between them.

Like you, Hill View School have a timetable of different classes, and they need your help to design a new timetable.

Using the facts given below, can you complete the timetable?

Y7 pupils at Hill View School have 7 periods per day in their timetables.

Monday			B			L			
Tuesday			R			U			
Wednesday			E			N			
Thursday			A			C			
Friday			K			H			

You are asked to allocate lessons using the information below:

- 20% of lessons should be Science
- There should be twice as many Technology lessons as Art lessons
- $\frac{1}{7}$ of the lessons must be either History or Geography
- The ratio of Art lessons to RS lessons is 1:1
- There should be more History lessons than Geography lessons
- There should be two RS lessons
- Science lessons should be split into Physics, Chemistry and Biology. There should be more Chemistry lessons than Biology or Physics lessons
- There should be 5 Maths lessons
- The number of Maths and English lessons in the same
- The rest of the lessons should be either French or German lessons

Welcome to KEVI Balaam Wood Science Faculty

Section 1: Animal and plant adaptations.

One of the topics you will be learning about in Key Stage 3 is animal and plant adaptations, in greater depth to what you may have already covered in primary school.

Living things have special internal and external adaptations that enable them to survive in their habitats, such as large claws to tear into prey.

- 1) Do you know what the term 'adaptations' means? Write the meaning of 'adaptations' below:

- 2) Give the name of 2 species that live in cold environments.

- 3) Give the meaning of the term 'habitat'.

- 4) Give the name of 2 species that can live in urban environments

Electricity safety in the home

There are many devices that we can find at home that use electricity. We can plug them into a socket or we can put batteries in them.

It is important that we use electricity and electrical devices in a safe manner to protect ourselves and those around us

Design a poster informing others of how to use electrical devices at home in a safe manner.

Your poster must include:

- 1) 10 electricity safety rules. e.g. never handle plug sockets with wet hands!
- 2) Images of any electrical devices found at home e.g. kettle, laptop.
- 3) Prevention measures: how can we protect ourselves further to prevent hazards
- 4) Reasonable explanations: e.g. water is a good conductor of electricity.

Design your poster in the space below

Welcome to KEVI Balaam Wood Humanities Faculty

In the Humanities Faculty you will explore:

History

Geography

Religious Studies

French

History

In Year 6 you may have learnt about World War 2 and the role of Britain. Below are some activities linked to this topic to get your historical brain thinking!

The Role of Women during World War Two

With **conscription** (forced to join the military) being introduced legally in World War 2, the majority of men were sent to war against the Germans.

Women were drafted in to work in factories and had a vital role to play in helping people. They were placed in roles such as mechanics, engineers, munitions workers (making weapons), air raid wardens, bus and fire engine drivers

Task 1) Explain what conscription was during World War Two

Task 2) Explain what the Home Front was during World War Two

At first, only single women, aged 20-30 were called up, but by mid- 1943, almost 90 per cent of single women and 80 per cent of married women were working in factories, on the land or in the armed forces. Even Princess Elizabeth got involved (now our Queen). She trained as a driver and mechanic. This is her photographed opposite In Manchester, many women went into the munitions factories in Trafford Park to work. This involved women producing the weapons used in the war effort. This was dangerous work as it involved the filling skin and lungs.

For example, in the photograph you can see women workers producing asbestos mattresses at the factory of Turner Brothers in Trafford Park, Manchester

We now know that asbestos is a hazardous material but it was used in a range of wartime products such as mattresses used to line the boilers of battleships.



Task 3) Where did many women work in Manchester?

Task 4) Why was it dangerous for women working in these factories?

Geography

MAPPING THE WORLD

Click here or copy into your browser:

<https://www.bbc.co.uk/bitesize/topics/zvsfr82/articles/znm7vk7>



Watch the video and answer the questions below.

1. What is a globe?

2. Name the seven continents and complete the map below. What is an Atlas?

3. Why are satellites useful?

4. Complete the test at the bottom of the BBC Bitesize website page (link above).

5. There are 5 questions - write your score here ____/5.

Welcome to KEVI Balaam Wood Creative Arts Faculty

In the Creative Arts Faculty you will have lessons in:

Art
Design Technology
Drama
Music
Computing
Graphics

The following is a task linked to Art.

Art is creative and you will learn about all about the mind-blowingly impressive work that came before you. As you progress through KS3, you'll quickly realise Art and Design is there to teach you about being and practise drawing, painting and sculpture primarily!

Here are some key words which will be used in all of your art lessons.
Top tip to help you remember these: Look, say, cover, write, check

Art – The Basic Elements

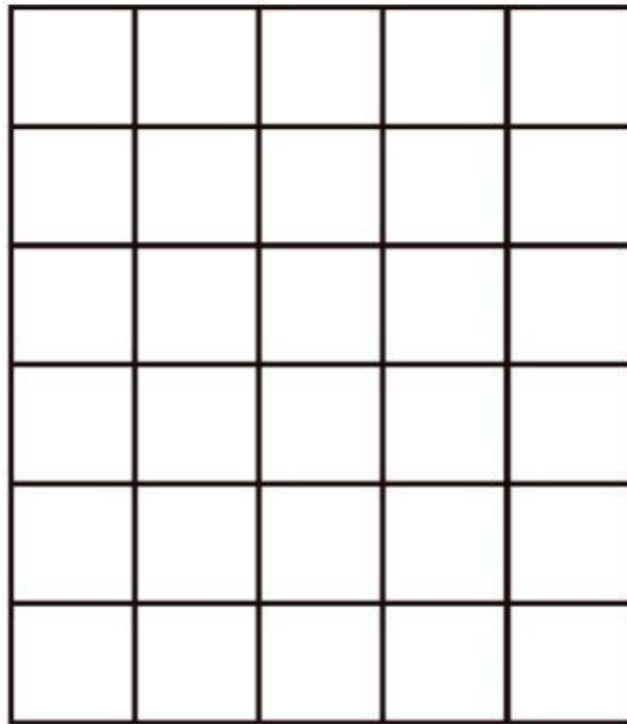
Line	A path created by a moving point, mark or object. It is a dot that takes a walk. Line can be straight, wavy, dotted, dashed thick, thin, zig-zag, diagonal, vertical, horizontal, curved, bold, parallel or perpendicular.
Shape	A two-dimensional (2D), flat enclosed area. When a line crosses over itself it creates shape. A shape can be geometric (triangle, rectangle, circle etc) or organic (leaf, feather etc)
Value	Value in art refers to the lightness and darkness of colours and is often described in varying levels of contrast. White is the lightest value while black is the darkest. To create a tint of a colour, the artist adds white. To create a shade, the artist adds black.
Colour	Colour is a way that we describe what we can see based on the way it reflects or emits light. Colour adds interest and mood to a work of art. The primary colours red, yellow and blue. The secondary colours are created by mixing the primary colours. They are purple, orange and green.
Texture	How something feels or looks like it would feel if you could touch it. There are two kinds of texture: implied (when an artist paints or draws a texture) and actual (how something actually feels in life)
Space	A shape is an enclosed area of space created through lines or other elements of the composition.
Form	Objects which have three dimensions (3D), or have height, width and depth. For example: cubes, cylinders and spheres.

Drawing Challenge



Using the grid method, draw the image in the box opposite to get a more accurate image. Draw what you can see in each square as lightly as possible, then add a wide range of tonal shading.



Artist: Karl Blossfeldt



The next task links to Computing. Technology changes over time and means we have access to so much better things. Let's look at this in the context of mobiles. Read the information and fill in the rest of the table

	<p>This is the Nokia 3310, released in 2000 and affectionately referred to as the Nokia Brick. It was about £130, (interestingly the new version released in 2017 was only £49 - don't get mixed up!) Find out what you can about the features of the 3310 such as memory and what it allowed you to do. It was very sophisticated for the time!</p>
<p>Features include:</p>	
	<p>This is the iPhone 11 and it can cost over £1000 depending on memory size. This is a multi-functional device with so much capability that most people won't use it effectively. Find out what you can about the features of this phone, specifically the new ones.</p>
<p>Features include:</p>	



KING EDWARD VI
BALAAM WOOD
ACADEMY



KING EDWARD VI
ACADEMY TRUST
BIRMINGHAM

Fitness Challenges



PE and sport is really important for our physical health and mental wellbeing.
Try these fun fitness challenges at home. Tag us in your tweets with the times!



SPELL YOUR NAME

& DO THE WORKOUT!

A: 15 PUSHUPS	N: 10 PUSHUPS
B: 50 JUMPING JACKS	O: 20 LUNGES
C: 20 CRUNCHES	P: 10 TRICEP DIPS
D: 10 BURPEES	Q: 20 JUMPING JACKS
E: 60-SECOND WALL SIT	R: 60-SECOND PLANK
F: 20 ARM CIRCLES	S: 30 BICYCLE CRUNCHES
G: 20 SQUATS	T: 60-SECOND WALL SIT
H: 30 JUMPING JACKS	U: 40 HIGH KNEES
I: 60-SECOND PLANK	V: 30 SQUATS
J: 20 MOUNTAIN CLIMBERS	W: 15 TRICEP DIPS
K: 40 CRUNCHES	X: 10 MOUNTAIN CLIMBERS
L: 12 BURPEES	Y: 12 JUMPING LUNGES
M: 15 SQUAT JUMPS	Z: 30 CRUNCHES

UNO Workout

Yellow: Jumping jacks

Green: Squats

Red: 30 second Planks

Blue: push ups

Action cards: 10 of your choice



Sports quiz! Can you name them?

1



Name:
Sport:

2



Name:
Sport:

3




Name:
Sport:

4



Name:
Sport:

5



Name:
Sport:

6



Name:
Sport:

7



Name:
Sport:

8



Name:
Sport:

My New School

Use all the information you have learned in this booklet, our school website and other research to fill out and answer the following:

1. Who will be the Headteacher of King Edward VI Balaam Wood Academy in September?

2. What are the names of the four different houses at King Edward VI Balaam Wood Academy?

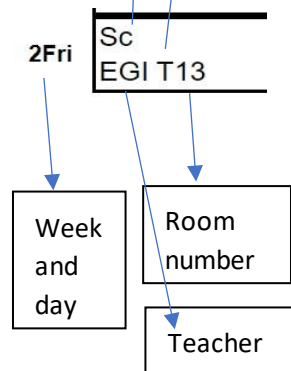
1 _____ 2 _____ 3 _____ 4 _____

This is an example of a Year 7 pupil's timetable.

	1	2	3	4	5
1Mon	Mu SKE MR	Hi GH(F6	Ma JFO T5	Gg CBC F4	En SBI T11
1Tue	Mu SKE MR	En SBI T11	Pe DRC SH	Rd ETU GR	Sc SW T14
1Wed	It SDE T2	Ma JFO T5	Tx KM D4	Tx KM D4	Sc SW T14
1Thu	Hi GH(F6	En SBI T11	Dv KL T1	Ma JFO T5	Ar ED/ D1
1Fri	Sc SW T14	Ma JFO T5	Dr FSMDST	En SBI T11	Pe DRC GYM
2Mon	Ma JFO T5	Re BSI F5	Tx KM D4	Tx KM D4	Hi GH(F6
2Tue	Fr ENI F3	Ma JFO T5	Ar ED/ D1	En SBI T11	Gg DM T1
2Wed	Pe DRC SH	En SBI T11	It SDE T2	Gg CBC F4	Fr ENI F3
2Thu	Ma JFO T5	Fr ENI F3	Rd ETU GR	Dv KL T1	Sc SW T14
2Fri	Sc SW T14	Dr FSMDST	Re BSI F5	En SBI T11	Sc SW T14

CLUES

AR=Art
SC=Science
T=Top Floor
F=First floor
EN=English



3. How many times a fortnight will you have English?

4. Which floor is your Science classroom on Tuesday Week One? How do you know?

5. How many lessons of Art do you have?
